

Complete Sign up for a Poll Everywhere Account

1. You have been sent a registration email from the NJMS Poll Everywhere Account
2. Click on the link provided in the email and request a password reset. You must use your NJMS provided email (netid@njms.rutgers.edu)

Reset your password

Make sure the email you entered is correct. You'll receive instructions to reset your password.

Email*

Request reset email

Know your password? [Log in now](#)

3. Enter your first and last name, your NJMS email address and choose a password (Note: For Security reasons, **do not** use your **NJMS password**, choose a separate password) and then click Sign Up.

Reset your password

Password*

Confirm Password*

Save password

Know your password? [Log in now](#)

If you ever forget or do not remember your password, go to <https://id.polleverywhere.com/login> and click "Forgot your password?" to set a new password.

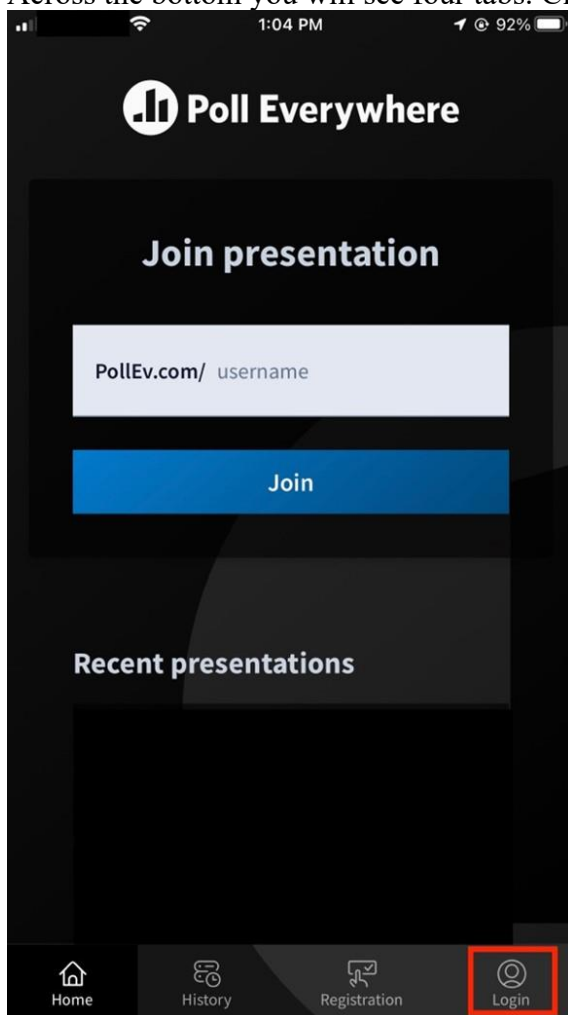
Joining a class using the Poll Everywhere App

1. Download the Poll Everywhere app from the Google Play Store or the Apple App

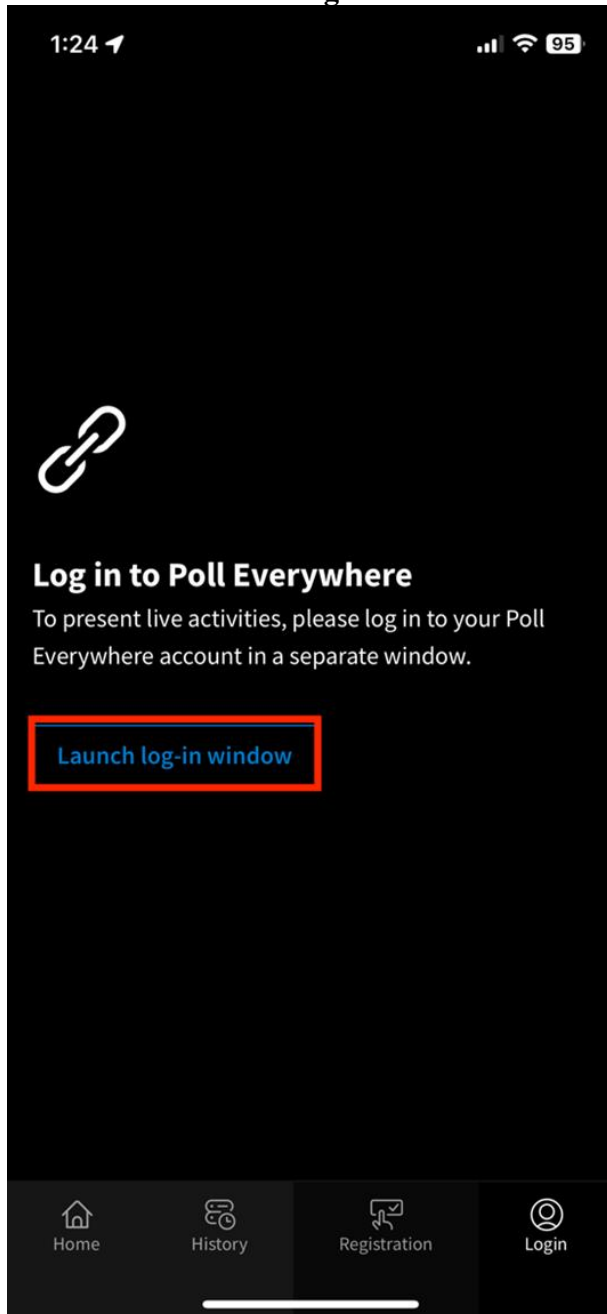


Store.

2. When you open the app, you will see a screen that prompts you to join a presentation. Across the bottom you will see four tabs. Click the **Login** tab at the bottom right corner.

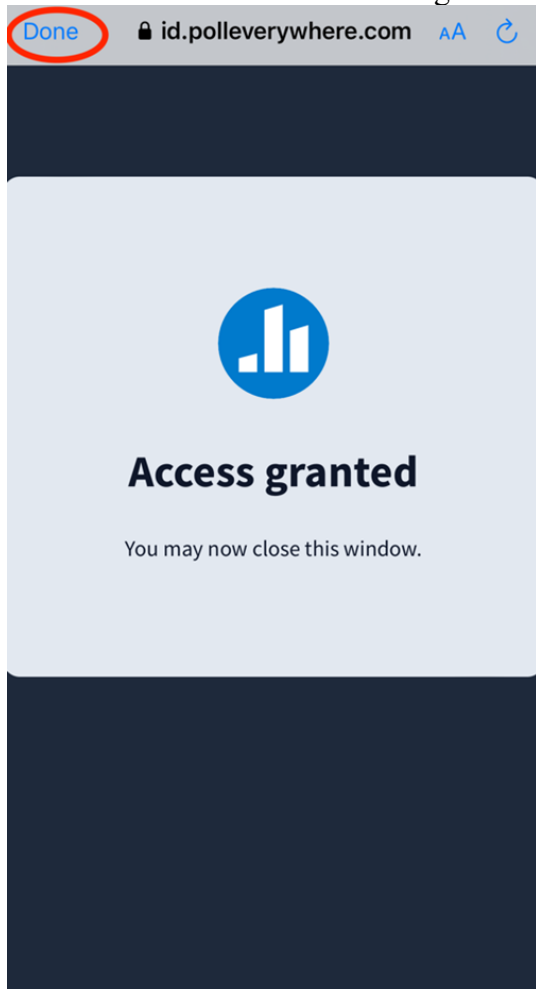


3. Click on the “**Launch log-in window**” link.



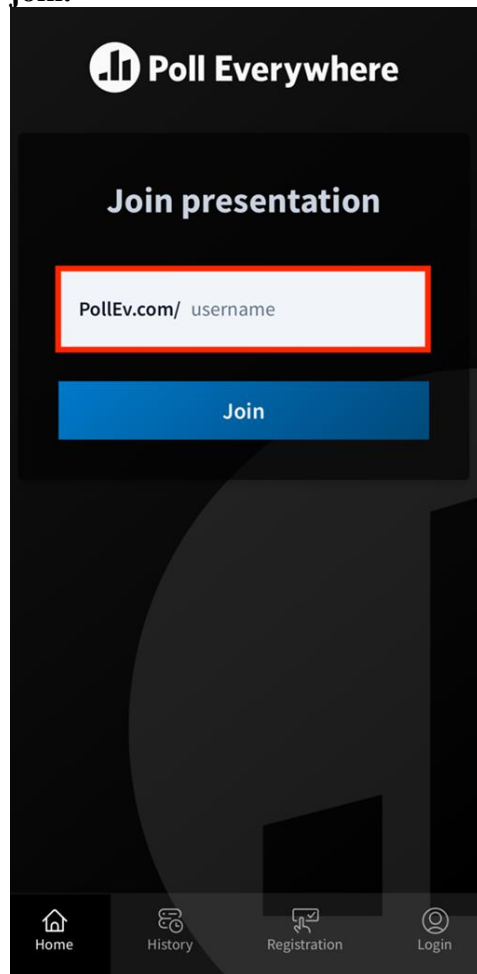
4. You will then be prompted to log in to your Poll Everywhere account. Please make sure to enter your NJMS email address and click Next. It will then prompt you to enter your Poll Everywhere password. If you do not remember your password, click "Forgot your password?" just below.
5. It will then ask you if you want to allow Poll Everywhere to use this device. Click the **Authorize** button.

6. You should then see the "Access granted" screen and you can click **Done**.



7. After you click done, you should be sent back to the Home screen on the app. Here is where you will type in the code that your instructor provides as the **username** and click

join.



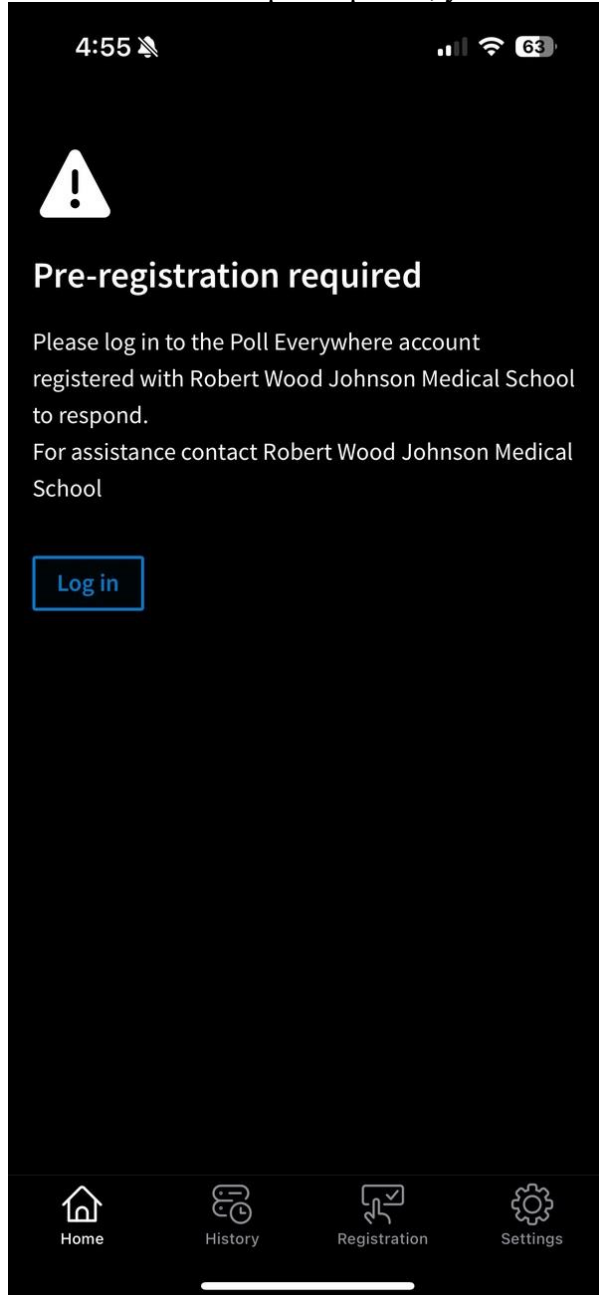
8. You will then either see the poll that is live and be able to respond or you will receive a message that you are currently in the waiting room, waiting for the polls to start.

For more information, visit the [Poll Everywhere Mobile App support page](#).

Joining a class poll

If you prefer not to download the app, you can join poll everywhere using any internet browser (Chrome, Firefox, Safari, etc.).

1. When a poll is launched class, use the QR Code or URL provided in the slide. To track attendance and student participation, you will be required to login



2. You will then be prompted to log in to your Poll Everywhere account. Please make sure to enter your NJMS email address and click Next. It will then prompt you to enter your Poll Everywhere password. If you do not remember your password, click "Forgot your password?" just below.
3. Once you have successfully logged in, you will be taken back to the Home screen in Poll Everywhere. Enter the **code** your instructor provides in the **username** area and click

Join.

4. You will then either see the poll that is live and be able to respond or you will receive a message that you are currently in the waiting room, waiting for the polls to start.

For more information, visit the [Responding to Polls support page](#).